

BASL Daily Market Commentary

Monday, February 11, 2019

Hadi mansion (7th floor) 2, Dilkusha Commercial Area, Dhaka-1000
info@basl-bd.com, Tel- 9515826-2, www.basl-bd.com

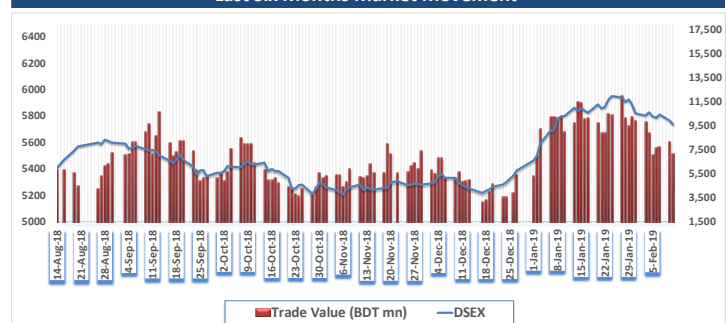


Your Trusted Broker

Today's Market View

The DSE broad Index- DSEX closed in red today. The benchmark index decreased by 29.8 points or 0.5% and closed at 5733.9 points today. The blue-chip index DS30 and the shariah based index DSES both closed in red, closing to 2003.9 and 1311.6 respectively. Turnover stood at BDT million 7191 (USD 86.6 million), about 11.52% lower than the previous trading session's value. Most of the sectors witnessed bullish performance today. General Insurance Sector (+5.5%) was the highest gainer followed by Life Insurance (+1.0%) and Textiles (+0.7%) respectively whereas Tannery sector (-2.7%) was the highest loser followed by Miscellaneous (+2.6%), Telecommunication (-2.0%) respectively. UPGDCL (-0.6%) was the highest traded share with a turnover of BDT 426.2 million followed by MONNOCERA (+2.4%) and DEREEN PWR (-5.5%) respectively. Banks sector has highest turnover of 17.0% in the market. PRIMEINSUR (+9.9%) was the today's top gainer while FIRSTIN (-8.7%) was the top loser today.

Last Six Months Market Movement



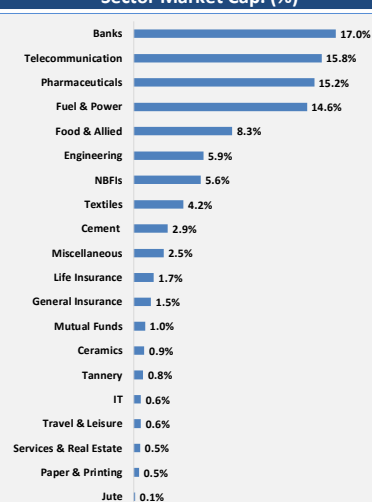
Market Summary

Index	Today	Last day	Change	Change (%)	YTD Change (%)
DSEX	5733.9	5763.7	-29.8	-0.5%	-8.2%
DSES	1311.6	1320.3	-8.7	-0.7%	-5.7%
DS30	2003.0	2024.7	-21.7	-1.1%	-12.3%
Total Scripts					
	Advanced	Declined	Unchanged		
	330	155	151	39	
Market Indicators					
	Today	Last day	Today	Last day	
Market PE	16.29	16.42	Market RSI (14)	46.66	55.84
Market Statistics					
	Today	Last day	Change	Change (%)	
Market Cap					
Mn BDT	4,166,553	4,197,450	(30,897)	-0.74%	
Mn USD	50,199	50,572	(372)		
Turnover					
Mn BDT	7,191	8,128	(936)	-11.52%	
Mn USD	86.6	97.9	(11.3)		
Volume					
Mn Shares	162.2	164.7	(2.5)	-2%	

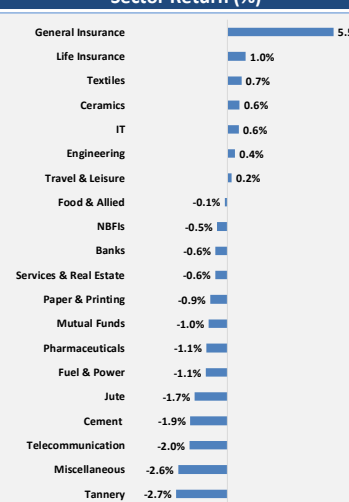
Sector Review

Sector Index	No. of Company	Turnover (mn)	(%) of Total Turnover	Turnover Δ (%)	M.Cap (mn)	(%) of Total M.Cap	M.Cap Δ (%)	P/E (x)
Banks	30	461.7	6.5%	-16.2%	603,775	17.0%	-0.6%	10.8
Cement	7	47.8	0.7%	-46.8%	101,914	2.9%	-1.9%	40.8
Ceramics	5	284.7	4.0%	-31.0%	32,155	0.9%	0.6%	21.2
Engineering	36	711.2	10.0%	-34.4%	208,180	5.9%	0.4%	18.1
Food & Allied	17	199.5	2.8%	-19.6%	294,390	8.3%	-0.1%	22.4
Fuel & Power	19	1100.6	15.5%	-18.0%	517,645	14.6%	-1.1%	13.7
General Insurance	35	893.3	12.6%	19.7%	52,245	1.5%	5.5%	15.5
IT	8	202.1	2.8%	-29.3%	21,864	0.6%	0.6%	21.5
Jute	3	20.3	0.3%	-46.7%	4,502	0.1%	-1.7%	93.1
Life Insurance	12	81.8	1.2%	-26.6%	60,334	1.7%	1.0%	n/m
Miscellaneous	13	253.2	3.6%	-14.5%	89,683	2.5%	-2.6%	26.4
Mutual Funds	37	24.5	0.3%	-29.6%	34,427	1.0%	-1.0%	13.2
NBFIs	23	313.1	4.4%	4.4%	200,056	5.6%	-0.5%	25.7
Paper & Printing	3	23.7	0.3%	8.4%	16,198	0.5%	-0.9%	35.3
Pharmaceuticals	31	743.6	10.5%	-9.3%	539,467	15.2%	-1.1%	19.0
Services & Real Estate	4	58.7	0.8%	-27.4%	19,285	0.5%	-0.6%	17.6
Tannery	6	425.1	6.0%	-21.6%	28,691	0.8%	-2.7%	17.4
Telecommunication	2	306.0	4.3%	-14.1%	561,137	15.8%	-2.0%	15.7
Textiles	53	929.5	13.1%	28.9%	148,759	4.2%	0.7%	19.5
Travel & Leisure	4	21.7	0.3%	18.2%	21,723	0.6%	0.2%	29.5

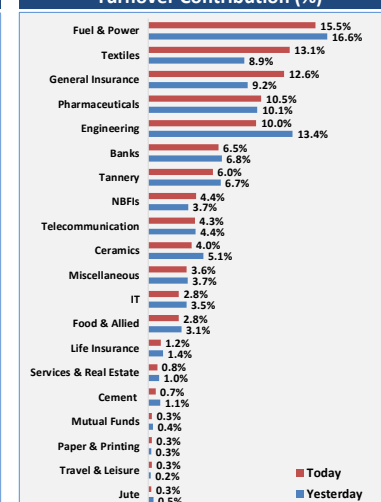
Sector Market Cap. (%)



Sector Return (%)



Turnover Contribution (%)



BASL Daily Market Commentary

Monday, February 11, 2019

Hadi mansion (7th floor) 2, Dilkusha Commercial Area, Dhaka-1000
info@basl-bd.com, Tel- 9515826-2, www.basl-bd.com



Most Active Stocks					Top Gainers										Top Losers																													
Scrip	Price	Change (%)	Turnover (BDT mn)	Turnover As (%)																																								
UPGDCL	407.9	-0.6%	426.2	6.0%	PRIMEINSUR	9.5%	SONARBANS	9.5%	UNITEDINS	9.5%	PARAMOUNT	9.5%	IBP	9.8%	GLOBALINS	9.6%	PURABIGEN	9.6%	RUPALINS	9.6%	EASTLAND	9.6%	FEDERALINS	9.5%	FIRSTFIN	-8.7%	PRAGATINS	-6.2%	BSRMLTD	-5.6%	SOMALIANSI	-5.5%	UNITEDINS	-4.9%	TITASGAS	-4.4%	KEPPINBIL	-4.3%	PHARMAID	-4.2%	AGNISYL	-4.2%	QUASEMIND	-4.2%
MONNOCERA	336.1	2.4%	266.6	3.8%																																								
DOREENPWR	100.5	-5.5%	235.4	3.3%																																								
FORTUNE	34.3	-0.6%	234.2	3.3%																																								
PROVATIINS	43.2	9.1%	188.9	2.7%																																								
BSCCL	147.1	0.7%	166.7	2.3%																																								
LEGACYFOOT	212.9	-4.4%	166.6	2.3%																																								
STYLECRAFT	907.7	2.1%	162.1	2.3%																																								
JMISMMDL	424.4	3.4%	151.1	2.1%																																								
GP	397.6	-2.1%	139.3	2.0%																																								

Market Leaders Composition					Upcoming Record Date & AGM date for Dividends/Right Offerings				Performances of World Stock Indices				
Scrip	Price	Change (%)	Market Cap. (BDT mn)	Market Cap. As (%)	Scrip	Declaration	Record Date	AGM Date	Indices	Country	Index Value	Change	Change (%)
GP	397.6	-2.1%	536,879	15.1%					DJIA	USA	24,682	-45	-0.2%
BATBC	3712.1	0.1%	222,726	6.3%					FTSE 100	UK	7,039	-22	-0.3%
SQRPHARMA	265.7	-0.4%	209,640	5.9%					SENSEX	India	33,133	-3	0.0%
UPGDCL	407.9	-0.6%	195,420	5.5%					Nikkei 225	Japan	21,592	211	1.0%
RENATA	1161.6	-3.3%	93,550	2.6%					STI	Singapore	3,507	-4	-0.1%
BRACBANK	78.8	-1.9%	84,513	2.4%					SSE Comp.	China	3,266	-15	-0.5%
ICB	120.3	0.2%	83,930	2.4%					NASDAQ Co	USA	7,345	-19	-0.3%
OLYMPIC	243.4	-0.4%	48,665	1.4%					NYSE Comp.	USA	12,684	20	0.2%
LHBL	41.1	-1.9%	47,732	1.3%									
SUMITPOWER	42.2	-1.9%	45,064	1.3%									

Today's News Cut

ITC: Credit Rating Result
Credit Rating Agency of Bangladesh Limited (CRAB) has announced the Entity Rating of the Company as "A2" along with a stable outlook based on audited financial statements up to June 30, 2018; bank liability position as on January 24, 2019 and other relevant quantitative as well as qualitative information up to the date of rating declaration.

Commodity Prices				
Comodity	Latest	Change (%)	52W-Low	52W-High
Oil (\$/barrel)	52.3	-0.9%	42.4	76.9
Gold (\$/Ounce)	1313.7	-0.4%	1167.0	1369.0

Exchange Rates				
USD	EURO	GBP	RUPEE	CAD
83.9	95.0	108.4	1.2	59.6

*Considering current outstanding no. of shares; *Changes/ return has calculated based on the dividend adjusted price on record date * Change in price of stocks calculated with the previous close price and today's close price. *PE excludes stocks with negative earnings and Z category *Turnover includes block trade

BASL Daily Market Commentary

Monday, February 11, 2019

Hadi mansion (7th floor) 2, Dilkusha Commercial Area, Dhaka-1000
info@basl-bd.com, Tel- 9515826-2, www.basl-bd.com



Disclaimer

This document has been prepared by Bank Asia Securities Ltd (BASL) based on publicly available data for information purpose only and does not solicit any action based on the material contained herein and should not be construed as an offer or solicitation to buy or sell or subscribe to any security. Neither BASL nor any of its directors, shareholders, member of the management or employee represents or warrants expressly or impliedly that the information or data of the sources used in the documents are genuine, accurate, complete, authentic and correct. However, all reasonable care has been taken to ensure the accuracy of the contents of this document. BASL or Research & Development Department will not take any responsibility for any decisions made based on the information herein. As this document has been made for the Traders of BASL and strongly prohibited for circulation to any clients, investors or any other persons from outside of BASL.

About Bank Asia Securities (BASL)

Bank Asia Securities Limited (BASL) is one of the leading full-service brokerage companies in Bangladesh. The company was formed in 2009 and running its operation as a majority owned subsidiary of Bank Asia Limited. BASL offers full-fledged standard brokerage services for retail, institutional and foreign clients with a dedicated team of skilled professionals. The company is currently providing the brokerage services under the membership of Dhaka Stock Exchange Limited (DSE).

BASL Research Team

Mr. Shariful Alam Chowdhury
Head of Research & Investments

tushar@basl-bd.com, tusharbd@bloomberg.net

Mr. Shohidul Islam
Research Analyst

shohidul@basl-bd.com, shohidulbd@bloomberg.net

Tanzin Naher
Research Associate

Tanzin.naher@basl-bd.com

BASL Networks

Head Office Hadi Mansion (7th Floor) 2, Dilkusha Commercial Area Dhaka-1000 Phone: +88-02-9515826-28 Fax: +88-02-9567884	Modhumita Extension Office 158-160 Modhumita Building (5th Floor) Motijheel C/A, Dhaka-1000 Phone: +88-01819118893	Dhanmondi Branch Meher Plaza (1st Floor), House # 13/A, Road # 05 Dhanmondi, Dhaka - 1207 Phone: +8802-8624874-5	Mirpur Branch Nishi Plaza, plot # 01, Avenue-04, Section-06, Block-C Mirpur, Dhaka - 1216 Phone: +88-02-9013841	Uttara Branch House # 79/A, (4th Floor), Road # 07, Sector # 04 Uttara Model Town, Dhaka-1230 Phone: +88-02-8958371	Banani Branch Nur Empori, Plot # 77 (1st Floor), Road No # 11, Banani, Dhaka-1213 Phone: +8801716180767	Khulna Branch 28, Sir Iqbal Road (1st Floor) Khulna Phone: +88-041-731208-9
--	--	---	---	---	--	---

For International Trade & Sales, please contact **Mr. Sumon Das, Chief Executive Officer**. Please call at +8801993111666, +880 02 9515826, Ext:101 at Business hour. For further query, write to us at research@basl-bd.com.